

F5-TRG-BIG-AAM-IL

Configuring BIG-IP AAM: Application Acceleration Manager

Overview

The Configuring BIG-IP AAM v13 course introduces students to the AAM interface and its various functional areas. Using a mix of lectures and hands-on exercises, AAM functions of optimizing web application traffic are explained, in addition to Reporting and Logging functionalities in relationship to acceleration policies created in working example labs.

Course Length

1 days

Course Topics

- Introduction to Application Acceleration Manager
- Licensing, Provisioning and Setup
- HTTP and Web Optimization
- Web Optimization Applications
- Web Optimization Policies
- Web Optimization Reports and Logs
- Web Optimization Dashboard

Audience

This course is intended for network operators, network administrators, network engineers, network architects, and application developers, responsible for installation, setup, configuration, and BIG-IP Application Acceleration Manager System for web application optimization.

Prerequisites

Students must complete one of the following F5 prerequisites before attending this course:

- Administering BIG-IP instructor-led course
- F5 Certified BIG-IP Administrator



The following free web-based courses, although optional, will be very helpful for any student with limited BIG-IP administration and configuration experience.

- Getting Started with BIG-IP web-based training
- Getting Started with BIG-IP Application Acceleration Manager (AAM) web-based training

The following general network technology knowledge and experience are recommended before attending any F5 Global Training Services instructor-led course:

- OSI model encapsulation
- Routing and switching
- Ethernet and ARP
- TCP/IP concepts
- IP addressing and subnetting
- NAT and private IP addressing
- Default gateway
- Network firewalls
- LAN vs. WAN

The following *course-specific* knowledge and experience is suggested before attending this course:

- HTTP protocol

Course Outline

- Setting Up the BIG-IP System
 - Introducing the BIG-IP System
 - Initially Setting Up the BIG-IP System
 - Archiving the BIG-IP Configuration
 - Leveraging F5 Support Resources and Tools
- AAM, HTTP and Web Optimization
 - Introducing Application Acceleration Manager
 - Exploring Web Page Components



- HTTP Protocol Overview
- HTTP Headers
- Analyzing Traffic with Fiddler
- Web Optimization Applications
 - Introducing Applications
 - Application Configuration Parameters
 - Introducing Acceleration Profiles
 - Content Invalidation
 - Understanding X-WA-Info Headers
 - BIG-IP Deployment Options
 - Accelerating Connections with MultiConnect
- Web Optimization Policies
 - Introducing Acceleration Policies
 - User-Defined Policies
 - The Policy Tree
 - Using Policy Matching Rules
 - Resolution Rules when Multiple Nodes Match
 - Configuring Policy Acceleration Rules
 - Configuring Variation Options
 - Configuring Assembly Options
 - Configuring Proxying Options
 - Configuring Lifetime
 - Understanding Content Invalidation
 - Identifying Responses Cached Options
 - Configuring Video Options
 - Configuring Additional Options
- Reports and Logs
 - Understanding Reporting Facilities
 - Viewing Report Graphs
 - Configuring Hit Logs
 - Introducing MIB Files
 - F5 Application Speed Tester
- Web Optimization Dashboard




- Navigating the Dashboard
- Dashboard Windows
- Views
- Create Custom View
- History
- Dashboard Default Reporting Windows



AUTHORIZED

SECURE AND DELIVER EXTRAORDINARY
DIGITAL EXPERIENCES

 Sicap Mexico
 SiCaP Mexico
 www.sicap.com.mx

 @SiCapMexico
 @sicapmx
 +52 (55) 5985.8585

